

For hair and makeup artist and blogger Sunnie Brook Jones, daily life revolves around beauty. Here's a peek at her chic lifestyle and the new looks she loves—using Mary Kay products.

DIARY OF A
beauty
blogger



MARY KAY

EVERYTHING'S COMING UP... BEAUTIFUL

Sunnie Brook's signature style is to start with the classics and pull in current trends. On a typical morning, she'll tour a vintage shop, stop at a favorite café, and do some people-watching to spot new color trends.

For daytime, the look Sunnie Brook favors right now is the one she calls *rosy posey*. For her step-by-step how-to video using the Mary Kay products shown here, visit marykay.com.

Rosy Posey Requisites

TimeWise
Luminous-Wear
Liquid
Foundation



Silky Caramel
Mineral Eye Color




Lash Love Mascara
in I ♥ black




Tinted Lip
Balm in
Rose



"This natural and easy *rosy posey* look works on everyone; it makes you look like you're glowing from the inside."



“Here, I’m applying a trendy look I call *luxury eyes*. It’s a palette that pops—from azure on the lid to bright citrus on the lip.”



SUNSET EFFECTS


Come evening, Sunnie Brook enjoys glamping up and heading to a gallery, where inspiration can come from people and pictures alike. She likes Mary Kay’s playful makeup shades because they let you create different expressions of yourself. On this page are two: below, one that’s timeless; at left, one that’s of-the-moment.

For step-by-step how-to videos for both looks, visit marykay.com.

Elements of Luxury Eyes



Eye Primer



Azure Mineral Eye Color



Lip Liner in Coral



Lash Love Mascara in 1 ▼ black



Sunny Citrus Lipstick



“This is a going-out face I wear regardless of what else I’m wearing. It’s always just right.”

MARY KAY